

VA9208-xxx-x Series Electric Spring Return Valve Actuators

Product Bulletin

Code No. LIT-12011622
Issued November 2017

VA9208-GGx-x, VA9208-AGx-x, VA9208-Bxx-x

Refer to the [QuickLIT Web site](#) for the most up-to-date version of this document.

The VA9208-xxx-x Series Electric Spring Return Valve Actuators are direct-mount valve actuators. These bidirectional actuators are used to provide accurate positioning on Johnson Controls® VG1000 Series 1-1/4, 1-1/2, and 2 in. (DN32, DN40, and DN50) ball valves in Heating, Ventilating, and Air Conditioning (HVAC) applications. A mechanical spring return system provides rated torque with and without power applied to the actuator. The series includes the following control responses:

- On/Off, 24 V, 120 VAC, 230 VAC power
- On/Off and Floating Point, 24 V power
- Proportional, 24 V power, for 0(2) to 10 VDC or 0(4) to 20 mA Control Signal

Optional line voltage auxiliary switches indicate an endoscope position or perform switching functions within the selected rotation range.



Figure 1: VA9208 Spring Return Electric Valve Actuator

Table 1: Features and Benefits (Part 1 of 2)

Features	Benefits
Direct Mounting with a Single Screw	Reduces installation time and cost.
Electronic Stall Detection	Protects from overload at all angles of rotation. Power consumption is reduced holding mode. The actuator may be stalled anywhere in its rotation range without the need for mechanical end switches.
Double-Insulated Construction	Eliminates need for electrical ground connection for regulatory agency compliance.
Microprocessor-Controlled Brushless DC Motor (-AGx and -GGx Models)	Provides constant runtime independent of torque and ensures long life.
External Mode Selection Switch (-AGx and -GGx Models)	Permits control logic reversal for Floating Control (-AGx Models). Permits calibration input signal range selection, and control logic reversal for Proportional Control (-GGx Models).
Integral Cables with Colored and Numbered Conductors	Simplify installation and field wiring.
Integral Connectors for 3/8 in. (10 mm) Flexible Metal Conduit (FMC)	Simplify installation and field wiring.
Optional Integrated Auxiliary Switches	Provide two integrated line-voltage-capable Single-Pole, Double-Throw (SPDT) switches (one fixed and one adjustable switch point) that factuality safety interfacing or signaling.
Plenum Rated Models	Enable use in other environmental air spaces (plenums) in accordance with section 300.22(C) of the National Electric Code.
Optional Thermal Barrier	Provides for 284°F (140°C) hot water or 15 psi saturated steam applications.
Available Weather Shield for Field Mounting	Provides NEMA 3R protection for the actuator.

Table 1: Features and Benefits (Part 2 of 2)

Features	Benefits
Locking Manual Override with Auto Release and Crank Storage	Allows manual positioning of the actuator hub with automatic return to normal operation when power and the control signal are restored.
Override Control (Proportional Model Only)	Supports control systems override application through field wiring.
Underwriters Laboratories Inc.® (UL), CE Mark, and C-Tick Compliance	Provides internationally recognized regulatory agency approvals.
Manufactured under International Standards Organization (ISO) 9001 Quality Control Standards	Ensures quality.
5-Year Warranty	Protects consumer investment.

IMPORTANT: Use these VA9208-xxx-x Series Electric Spring Return Actuators only to control equipment under normal operating conditions. Where failure or malfunction of the electric actuator could lead to personal injury or property damage to the controlled equipment or other property, additional precautions must be designed into the control system. Incorporate and maintain other devices, such as supervisory or alarm systems or safety or limit controls, intended to warn of or protect against failure or malfunction of the electric actuator.

IMPORTANT: Before specifying VA9208-xxx-x Series Electric Spring Return Actuators for plenum applications, verify acceptance of exposed plastic materials in plenum areas with the local building authority. Building codes for plenum requirements vary by location. Some local building authorities accept compliance to UL 1995, Heating and Cooling Equipment, whereas others use different acceptance criteria.

VA9208-GGx-x Series Proportional Actuators

The VA9208-GGx-x Series Actuators provide proportional modulation of VG1000 1-1/4, 1-1/2, and 2 inch ball valves in HVAC systems that are controlled by an electronic controller or positioner. The actuator responds to 0 to 10 VDC or 2 to 10 VDC control signals. With the addition of a 500 ohm resistor, the actuator responds to a 0 to 20 mA or 4 to 20 mA signal. A 0 to 10 VDC or 2 to 10 VDC feedback signal indicates position and provides support for master-slave applications.

The VA9208-GGA-2 actuators include plenum-rated cables and are specially configured for installation in spaces used for environmental air-handling purposes, other than ducts and plenums, as specified in National Fire Protection Association (NFPA) 70: National Electrical Code section 300.22(C), Other Space Used for Environmental Air. The space over a hung ceiling, when used for environmental air handling purposes, is an example of the type of space for which these actuators are configured.

VA9208-AGx-x Series On/Off and Floating Point Actuators

The VA9208-AGx-x Series Actuators provide on/off control or modulation of VG1000 1-1/4, 1-1/2, and 2 inch ball valves in HVAC systems. Floating point control can be provided from a triac or relay. On/off control can be provided from a manual switch, controller, auxiliary switch from a fan motor contactor, or similar device.

The VA9208-AGA-2 actuators include plenum-rated cables and are specially configured for installation in spaces used for environmental air-handling purposes other than ducts and plenums as specified in National Fire Protection Association (NFPA) 70: National Electrical Code section 300.22(C), Other Space Used for Environmental Air. The space over a hung ceiling, when used for environmental air handling purposes, is an example of the type of space for which these actuators are configured.

VA9208-Bxx-3 Series On/Off Actuators

The VA9208-Bxx-3 Series Actuators provide on/off control of VG1000 1-1/4, 1-1/2, and 2 inch ball valves in HVAC systems. On/off control can be provided from a manual switch, controller, auxiliary switch from a fan motor contactor, or similar device.

Operation

VA9208-xxx-x Series Actuators provide 95° of rotation. A graduated scale from 0% to 100% and a position indicator provide visual indication of stroke. A manual override allows manual positioning and temporary locking of the actuator output hub. Restoring power and control signal to the actuator automatically releases the manual override the first time the actuator is commanded to advance past the locked position. When power fails during service, the mechanical spring return system returns the valve to the home position.

VA9208-GGx-x Series Proportional Actuators

The VA9208-GGx-x Series uses a brushless DC motor controlled by a microprocessor. The microprocessor drives the motor at constant speed, independent of torque. The microprocessor also monitors the brushless DC motor's rotation to prevent damage to the actuator in a stall condition. The actuator can be stalled anywhere within its rotation range without the need for mechanical end switches. Power consumption is reduced in the holding mode.

The VA9208-GGC-3 version is provided with two integrated, line-voltage-capable auxiliary SPDT switches. The Switch S1 switch point is fixed at 83% closing, while the Switch S2 switch point is independently and continuously adjustable from 74% to 5%. Auxiliary switches are double-insulated so an electrical ground is not required.

VA9208-AGx-x Series On/Off and Floating Point Actuators

The VA9208-AGx-x Series uses a brushless DC motor controlled by a microprocessor. The microprocessor drives the motor at constant speed, independent of torque. The microprocessor also monitors the brushless DC motor's rotation to prevent damage to the actuator in a stall condition. The actuator can be stalled anywhere within its rotation range without the need for mechanical end switches. Power consumption is reduced in the holding mode.

The VA9208-AGC-3 version is provided with two integrated, line-voltage-capable auxiliary SPDT switches. The Switch S1 switch point is fixed at 83% closing, while the Switch S2 switch point is independently and continuously adjustable from 74% to 5%. Auxiliary switches are double-insulated so an electrical ground is not required.

VA9208-Bxx-3 Series On/Off Actuators

The VA9208-Bxx-3 Series uses a DC brush motor controlled by analog electronics. The actuator can be stalled anywhere within its rotation range without the need for mechanical end switches. Power consumption is reduced in the holding mode. Three different voltage ratings are available for On/Off Actuators.

- VA9208-BGx-3: AC 24 V 50/60 Hz or DC 24 V power
- VA9208-BAx-3: AC 120 V 50/60 Hz power
- VA9208-BDx-3: AC 230 V 50/60 Hz power

The VA9208-BAx-3 and VA9208-BDx-3 actuators are double-insulated so an electrical ground is not required.

The VA9208-BxC-3 versions are provided with two integrated, line-voltage-capable auxiliary SPDT switches. The Switch S1 switch point is fixed at 83% closing, while the Switch S2 switch point is independently and continuously adjustable from 74% to 5%. Auxiliary switches are double-insulated so an electrical ground is not required.

Wiring Diagrams

VA9208-GGx-x Series Proportional Actuators

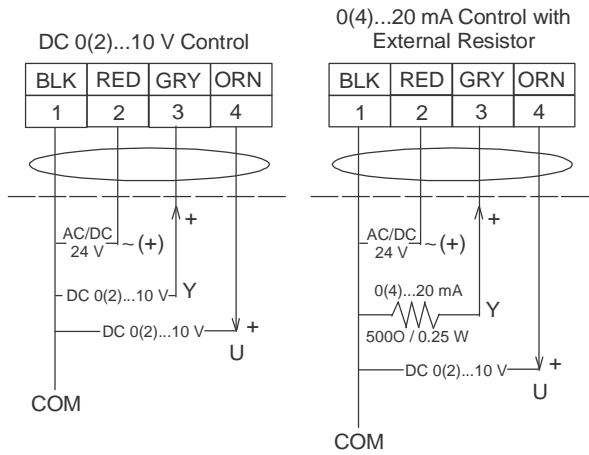


Figure 2: VA9208-GGx-x Control Wiring Diagrams

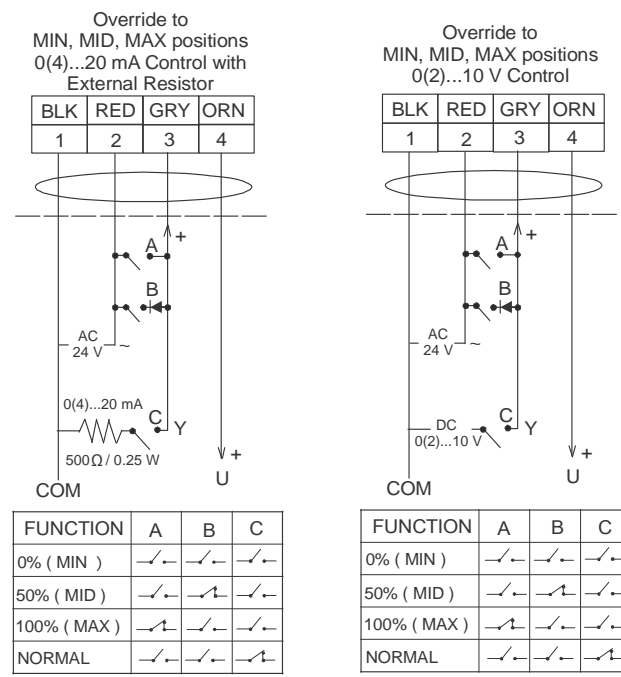
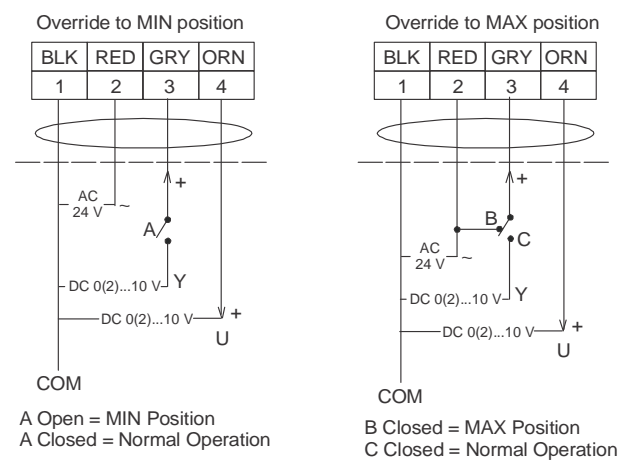



Figure 3: VA9208-GGx Control Wiring Diagram (Overrides)

Technical Specifications

VA9208-GGx-x Series Proportional Electric Spring Return Actuator (Part 1 of 2)

Power Requirements	-GGx Models	AC 24 V (AC 19.2 V to 28.8 V) at 50/60 Hz: Class 2 (North America) or Safety Extra-Low Voltage (SELV) (Europe), 7.9 VA Running, 5.5 VA Holding Position DC 24 V (DC 21.6 V to 28.8 V): Class 2 (North America) or SELV (Europe) 3.5 W Running, 1.9 W Holding Position Minimum Transformer Size: 8 VA per Actuator
Input Signal/ Adjustments	-GGx Models	Factory Set at DC 0 to 10 V, CW Rotation with Signal Increase Selectable DC 0 (2) to 10 V or 0 (4) to 20 mA with Field -Furnished 500 ohm 0.25 W Minimum Resistor; Switch Selectable Direct or Reverse Action with Signal Increase
Control Input Impedance	-GGx Models	Voltage Input: 100,000 ohm Current Input: 500 ohm with Field Furnished 500 ohm Resistor
Feedback Signal	-GGx Models	DC 0 (2) to 10 V for Desired Rotation Range up to 95° Corresponds to Rotation Limits, 0.5 mA at 10 V Maximum
Auxiliary Switch Rating	-xxC Models	Two Single-Pole, Double-Throw (SPDT), Double-Insulated Switches with Gold over Silver Contacts: AC 24 V, 50 VA Pilot Duty AC 120 V, 5.8 A Resistive, 1/4 hp, 275 VA Pilot Duty AC 240 V, 5.0 A Resistive, 1/4 hp, 275 VA Pilot Duty
Spring Return		Direction is Selectable with Mounting Position of Actuator: Actuator Face Labeled A is Away from Valve: CCW Spring Return Actuator Face Labeled B is Away from Valve: CW Spring Return
Rated Torque	Power On (Running)	70 lb-in. (8 N·m) All Operating Temperatures
	Power Off (Spring Returning)	70 lb-in. (8 N·m) All Operating Temperatures
Rotation Range		Maximum Full Stroke: 95° Adjustable Stop: 35° to 95° Maximum Position
Rotation Time for 90 Degrees of Travel	Power On (Running)	150 Seconds Constant for 0 to 70 lb-in. (8 N·m) Load, at all Operating Conditions 90 Seconds for 0 to 70 lb-in. (8 N·m) in Calibration Mode or Override Mode
	Power Off (Spring Returning)	17 to 25 Seconds for 0 to 70 lb-in. (8 N·m) Load, at Room Temperature 22 Seconds Nominal at Full Rated Load 94 Seconds Maximum with 70 lb-in. (8 N·m) Load, at -40°F (-40°C)
Life Cycles		60,000 Full Stroke Cycles with 70 lb-in. (8 N·m) Load 1,500,000 Repositions with 70 lb-in. (8 N·m) Load
Audible Noise Rating	Power On (Running)	<35 dBA at 70 lb-in. (8 N·m) Load, at a Distance of 39-13/32 in. (1 m)
	Power On (Holding)	<20 dBA at a Distance of 39-13/32 in. (1 m)
	Power Off (Spring Returning)	<52 dBA at 70 lb-in. (8 N·m) Load, at a Distance of 39-13/32 in. (1 m)
Electrical Connections	GGx-3 Models	48 in. (1.2 m) UL 758 Type AWM Halogen Free Cable with 18 AWG (0.85 mm ²) Conductors and 1/4 in. (6 mm) Ferrule Ends
	GGx-2 Models	120 in. (3.05 m) UL 444 Type CMP Plenum Rated Cable with 19 AWG (0.75 mm ²) Conductors and 1/4 in. (6 mm) Ferrule Ends
	Auxiliary Switches (-xxC Models)	48 in. (1.2 m) UL 758 Type AWM Halogen Free Cable with 18 AWG (0.85 mm ²) Conductors and 1/4 in. (6 mm) Ferrule Ends
Conduit Connections		Integral Connectors for 3/8 in. (10 mm) Flexible Metal Conduit

VA9208-GGx-x Series Proportional Electric Spring Return Actuator (Part 2 of 2)

Fluid Temperature Limits	VG12x1 and VG18x1 Series	23 to 203°F (-5 to 95°C), Not Rated for Steam Service
	VG12x5 and VG18x5 Series	-22 to 212°F (-30 to 100°C), Not Rated for Steam Service
	VG12x5 and VG18x5 Series with M9000-561 Thermal Barrier Installed	-22 to 284°F (-30 to 140°C) water; 15 psig (103 kPa) at 250°F (121°C) Saturated Steam
Ambient Conditions	Standard Operating	-40 to 140°F (-40 to 60°C); 90% RH Maximum, Noncondensing
	Storage	-40 to 185°F (-40 to 85°C); 95% RH Maximum, Noncondensing
Enclosure Rating		NEMA 2 (IP54) for all Mounting Directions
Compliance 	United States	UL Listed, CCN XAPX, File E27734; to UL 60730-1A: 2003-08, Ed. 3.1, Automatic Electrical Controls for Household and Similar Use; and UL 60730-2-14: 2002-02, Ed. 1, Part 2 Particular Requirements for Electric Actuators
	Canada	UL Listed, CCN XAPX7, File E27734; to UL 60730-1:02-CAN/CSA: July 2002, 3rd Ed., Automatic Electrical Controls for Household and Similar Use; and CSA C22.2 No. 24-93 Temperature Indicating and Regulating Equipment
	Europe	CE Mark – Johnson Controls, Inc., declares that this product is in compliance with the essential requirements and other relevant provisions of the EMC Directive and the Low Voltage Directive.
	Australia and New Zealand	RCM Mark, Australia/NZ Emissions Compliant
Shipping Weight	-GGA Models	3.5 lb (1.6 kg)
	-GGC Models	3.9 lb (1.8 kg)