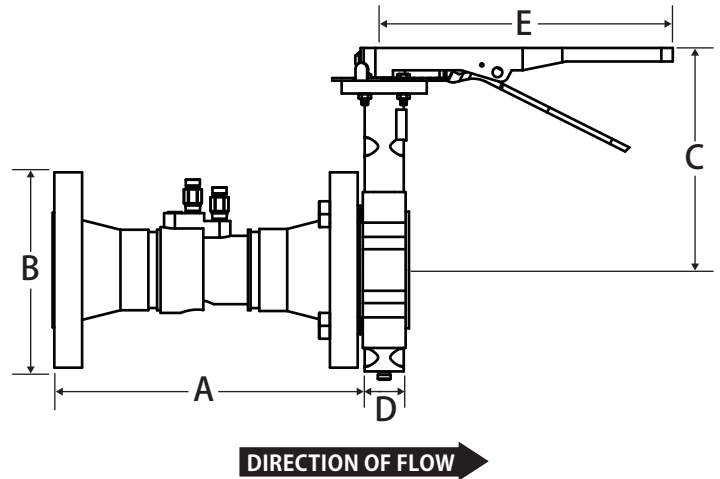


Manual Balancing Valve

Fixed Orifice • Isolation Butterfly Valve • Lug x Flange Connection • Class 150



Terminator B Lug x Flange



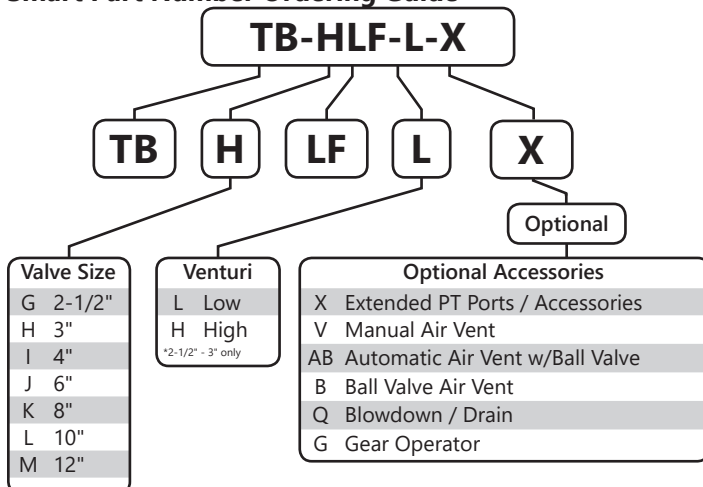
Features

- +/- 1% Accuracy
- Two pressure / temperature (PT) test ports
- Location tag
- Additional accessory tap
- Ten-position lockable lever handle
- Class 150 Flange
- 100% leak tested
- 5 straight pipe diameters are required upstream of balance valve
- 2-1/2 straight pipe diameters are required downstream of balance valve
- See end of catalog for pressure drop charts

Pressure and Temperature Rating

- 200 WOG
- 225°F Max

Smart Part Number Ordering Guide



Material Specifications

| Part | Material |
|-----------------|----------------------------------|
| Venturi Body | Carbon Steel - ASTM-A126 |
| Flange (2) | Carbon Steel - ASTM-A126 |
| Butterfly Valve | (See Butterfly Valve Spec Sheet) |

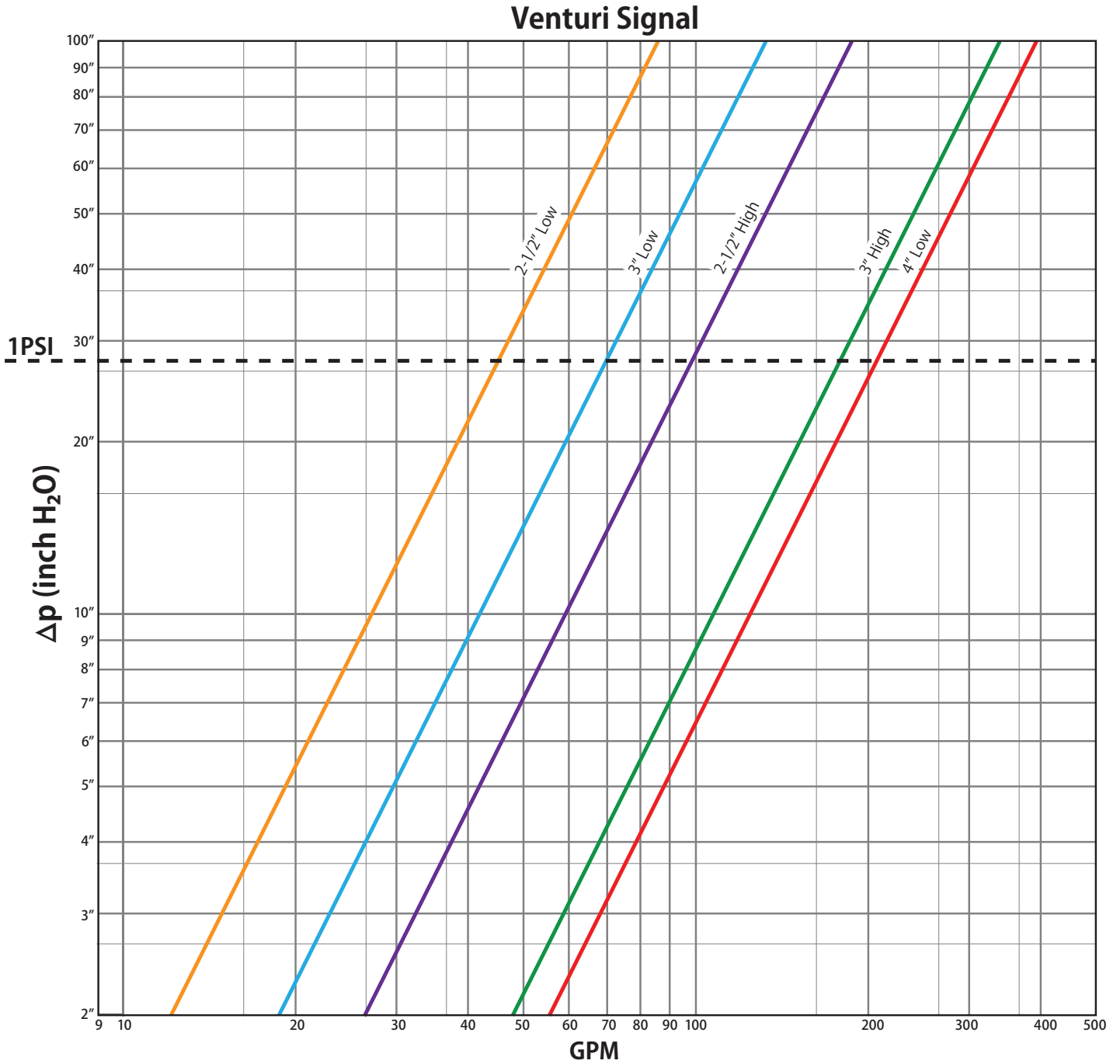
Dimensions

| Size | A | B | C | D | E |
|--------|-------|-------|-------|------|-------|
| 2-1/2" | 10.75 | 7.00 | 7.6 | 1.76 | 10.64 |
| 3" | 11.13 | 7.50 | 8.15 | 1.78 | 10.64 |
| 4" | 12.25 | 9.00 | 8.39 | 2.05 | 10.64 |
| 6" | 14.75 | 11.00 | 9.13 | 2.2 | 10.64 |
| 8" | 16.75 | 13.50 | 10.16 | 2.39 | 14.18 |
| 10" | 20.37 | 16.00 | 11.85 | 2.58 | 19.7 |
| 12" | 21.5 | 19.00 | 13.11 | 3.03 | 19.7 |

Pressure Drop Chart

Terminator B (2-1/2" - 4")

Permanent pressure loss is 6% of the differential pressure



Pressure Drop Chart

Terminator B (6" - 12")

Permanent pressure loss is 6% of the differential pressure

