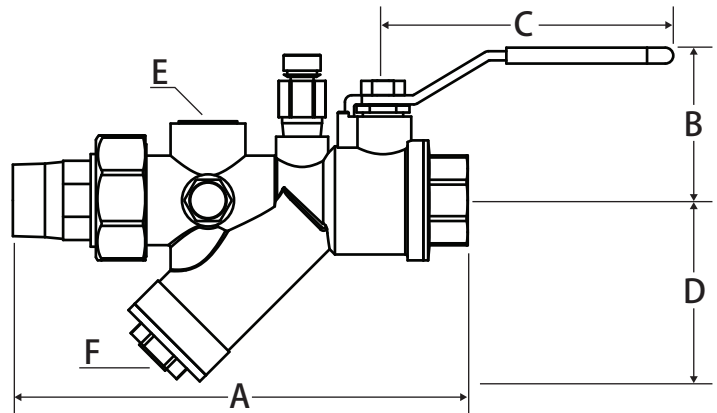


Automatic Balancing Valve

Automatic Flow Limiter • Isolation Ball Valve • Union • 600 WOG • with Stainless Steel Trim



Terminator A SS



DIRECTION OF FLOW →

Features

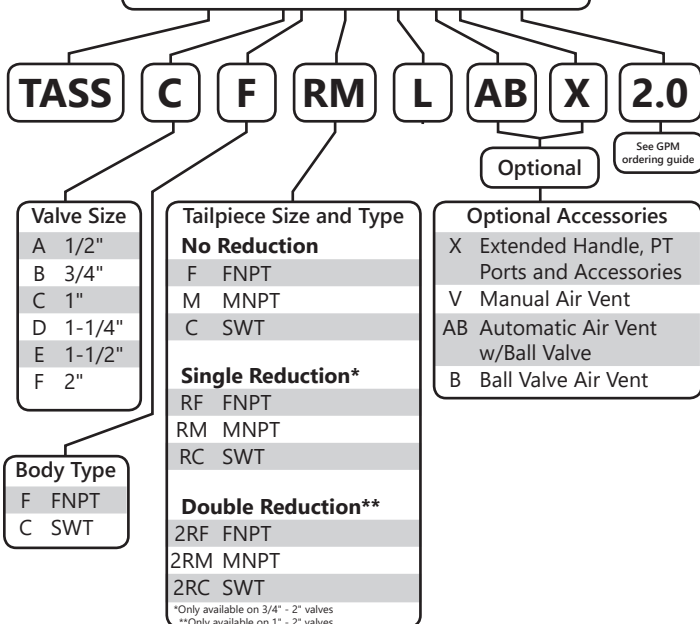
- 2-50 PSID operating range
- +/- 5% Accuracy
- Two pressure / temperature (PT) test ports
- Location tag
- Two additional accessory tap
- Triple sealing stem with 2 Viton® o-rings and Teflon® seal
- Blow out proof stem
- 100% leak tested
- See end of catalog for GPM ordering guide

Pressure and Temperature Rating

- 600 WOG
- 325°F Max

Smart Part Number Ordering Guide

TASS-CFRM-L-AOX 2.0



Material Specifications

Part	Material
Body	Brass - CW617N
End Connection	Brass - CW617N
Ball	316 Stainless Steel
Seat (2)	PTFE
Stem	316 Stainless Steel
Packing	PTFE
Stem O-ring (2)	Viton®
Packing Gland	Brass - CW614N
Handle	Steel - Zinc Plated
Handle Nut	Brass - CW614N
Service Cap	Brass - CW617N
Service Cap O-ring	Viton®
Union Gasket	EPDM
Tail Piece	Brass - CW617N
Union Nut	Brass - CW617N
Balancing Cartridge	Brass, Stainless steel, EPDM
Cartridge Retaining Spring	Stainless Steel

Dimensions

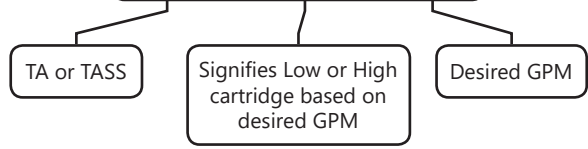
Size	A*	B	C	D	E	F
1/2"	5.54	1.70	3.40	1.60	0.50	0.25
3/4"	6.38	1.80	3.40	2.40	0.50	0.25
1"	6.81	1.80	3.40	2.40	0.50	0.25
1-1/4"	8.88	2.50	4.40	3.50	0.75	0.25
1-1/2"	9.13	2.50	4.40	3.50	0.75	0.25
2"	11.38	3.50	5.50	4.50	0.75	0.25

*Length is for a SWT x MNPT valve, additional dimensions available upon request

GPM Ordering Guide

Select a size and GPM, this will determine the cartridge type

TA-CFM-L-XV 2.0



1/2"		3/4"		1"		1-1/4"		1-1/2"		2"	
Low	High	Low	High	Low	High	Low	High	Low	High	Low	High
TA-A	TA-A	TA-B	TA-B	TA-C	TA-C	TA-D	TA-D	TA-E	TA-E	TA-F	TA-F
0.25	3.5	0.5	10.0	0.5	10.0	5.0	21.0	5.0	21.0	10.0	35.0
0.5	4.0	1.0	11.0	1.0	11.0	6.0	22.0	6.0	22.0	15.0	40.0
1.0	4.5	1.5	12.0	1.5	12.0	7.0	23.0	7.0	23.0	20.0	45.0
1.5	5.0	2.0	13.0	2.0	13.0	8.0	24.0	8.0	24.0	25.0	50.0
2.0	5.5	2.5	14.0	2.5	14.0	9.0	25.0	9.0	25.0	30.0	55.0
2.5	6.0	3.0	15.0	3.0	15.0	10.0	26.0	10.0	26.0		60.0
3.0	6.5	3.5		3.5	16.0	11.0	27.0	11.0	27.0		65.0
	7.0	4.0		4.0	17.0	12.0	28.0	12.0	28.0		70.0
	7.5	4.5		4.5		13.0	29.0	13.0	29.0		75.0
	8.0	5.0		5.0		14.0	30.0	14.0	30.0		80.0
		5.5		5.5		15.0	31.0	15.0	31.0		85.0
		6.0		6.0		16.0	32.0	16.0	32.0		90.0
		6.5		6.5		17.0		17.0	33.0		
		7.0		7.0		18.0		18.0	34.0		
		7.5		7.5		19.0		19.0	35.0		
		8.0		8.0		20.0		20.0	36.0		
		8.5		8.5					37.0		
		9.0		9.0					38.0		